



THREE WAY

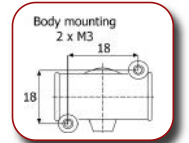
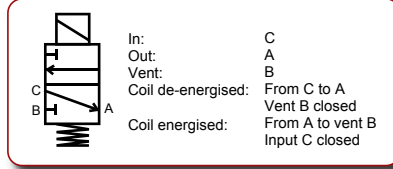
NORMALLY OPEN SOLENOID VALVE

C01.S

DESCRIPTION

Mechanical Characteristics:

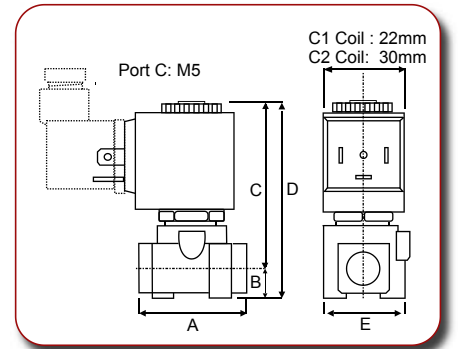
Three Way Normally Open/Direct Acting Solenoid Valve with spring return. Suitable for gaseous and liquid media compatible with the body and seals specified. Suitable for zero Bar applications. Forged Brass body. Stainless steel internal moving parts. Solenoid can be rotated 360 degrees.



ELECTRICAL CHARACTERISTICS

Continuous duty glass reinforced nylon moulded coil with electrical connections suitable for DIN 43650B (C1 Coil), DIN 43650A (C2 Coil). Electrical socket connector. 2 poles + earth terminal.

COIL SPECIFICATION:	COIL SERIES: C1, C2
Insulation Class:	F (155°C) - H (180°C) upon request
Winding Wire Class:	H (180°C)
Protection:	Watertight IP65
Duty:	Continuous (S.I) 100% ED
Power Consumption:	C1 Coil: 5.5W DC, 12VA (inrush) 8VA for AC coil C2 Coil: 8W DC, 16VA (inrush) 12VA for AC coil
Voltage Tolerance:	± 10%
Insulation:	> 1000 MOhm
Dielectric Strength:	> 2000 V/1"
Standard Voltages:	12, 24, 48, 110, 220 VAC 50/60 Hz 12, 24, 48, 110, 220 VDC
Other Voltages Available Upon Request	



SPECIFICATIONS & DIMENSIONS

Model:	Orifice mm					Min. / Max. Differential Pressures. Bar.		KV Flow Factor L/min.	Weight Kg	Dimensions mm								
	A	B	C	D	E	Main Body	Port C			Min.	Maximum		A	B	C	D	E	
											AC	DC						
C01				12			1.2	1.2	0	12	12	0.65	0.1	30	8	52	60	24.5
C01				15			1.5	1.5	0	10	10	1	0.1	30	8	52	60	24.5
C01				17			1.7	1.9	0	8	8	1.2	0.1	30	8	52	60	24.5

ORDER CODES

A	Coil Voltage	B	Port Connection	C	Seals (fluid temp. min. / max)	D	Body Material	E	Options
A	AC	B	1/8" BSP	B	NBR (-15°C to + 80°C)	T	Brass	Z	Stainless Steel Orifice
C	DC			V	VITON (-15°C to + 90°C)				
				E	EPDM (-15°C to + 130°C)				